

17,184

**Brittni Turner**  
**Hunt County Treasurer**  
  
**FY 22: Monthly Report, October 2021**

**FILED FOR RECORD**  
at 12:30 o'clock 7 M

**DEC 28 2021**

**BECKY LANDRUM**  
County Clerk, Hunt County, Tex.  
By 

The Treasurers' Monthly Report includes money received and disbursed as well as funds invested and debt due by Hunt County. The Treasurer's Books and the Auditor's General Ledger agree. The Bank Statements have been reconciled and approved by the County Auditor.


This affidavit must state the amount of cash and other assets that are in the custody of the county treasurer at the time of the examination. (LGC 114.026) **Month End Balance: \$54,621,103.13**

Therefore, Brittni Turner, County Treasurer of Hunt County, Texas, who being fully sworn, upon oath says that the within and foregoing report is true and correct to the best of her knowledge.


This report will be filed with accompanying reports this 28<sup>th</sup> day of December, 2021.

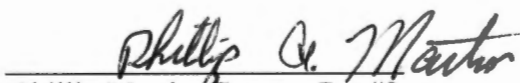
  
Brittni Turner, Hunt County Treasurer


Commissioners' Court having compared and examined the Treasurer's Report as presented and subject to independent auditor's review, certify the report to be correct and therefore request it be filed with the official minutes of this meeting. LGC 114.026(c)

  
Bobby Stovall, Hunt County Judge

  
Mark Hutchins, Comm., Pct #1

  
Randy Strait, Comm., Pct #2

  
Phillip Martin, Comm., Pct #3

  
Steven Harrison, Comm., Pct #4

**Hunt County Treasurer  
Monthly Report  
October 2021**

Hunt County Funds	Beginning Balance	Money Received	Money Disbursed	Transfer In/Out Investment	Month End Balance
<b>10-GENERAL</b>	3,714,156.19	1,034,450.77	-3,661,474.08	2,000,000.00	<b>3,087,132.88</b>
10-TexPool Investment	1,099,634.09	33.07	0.00	0.00	1,099,667.16
10-TexStar Investment	2,876,987.23	24.44	0.00	0.00	2,877,011.67
10-Inwood Nat'l Bank CD # 8263	605,111.25	298.41	0.00	0.00	605,409.66
10-Inwood Nat'l Bank CD # 6260	544,786.59	268.66	0.00	0.00	545,055.25
10-Logic G.O.	17,301,399.39	480.53	0.00	-2,000,000.00	15,301,879.92
<b>10-General Fund Totals:</b>	<b>26,142,074.74</b>	<b>1,035,555.88</b>	<b>-3,661,474.08</b>	<b>0.00</b>	<b>23,516,156.54</b>
<b>15-Exchange Bldg</b>	1,646,280.53	51,847.40	-46,541.38		<b>1,651,586.55</b>
<b>20-Law Library</b>	-8,115.01	2,515.90	-8,769.24		<b>-14,368.35</b>
<b>21-R&amp;B #1</b>	31,639.39	35,103.89	-509,358.90	580,000.00	<b>137,384.38</b>
21-R&B #1, TexPool Invest.	51,273.56	1.53	0.00	0.00	51,275.09
21-R&B #1, Logic	1,281,884.66	31.36	0.00	-580,000.00	701,916.02
<b>21-R&amp;B #1 Fund Totals:</b>	<b>1,364,797.61</b>	<b>35,136.78</b>	<b>-509,358.90</b>	<b>0.00</b>	<b>890,575.49</b>
<b>22-R&amp;B #2</b>	18,947.65	35,103.88	-188,683.30	240,000.00	<b>105,368.23</b>
22-R&B #2, TexPool Invest.	51,266.50	1.53	0.00	0.00	51,268.03
22-R&B #2, Logic	657,589.88	15.75	0.00	-240,000.00	417,605.63
<b>22-R&amp;B #2 Fund Totals:</b>	<b>727,804.03</b>	<b>35,121.16</b>	<b>-188,683.30</b>	<b>0.00</b>	<b>574,241.89</b>
<b>23-R&amp;B #3</b>	72,853.86	35,103.89	-123,663.94	175,000.00	<b>159,293.81</b>
23-R&B #3, TexPool Invest	92,792.96	2.78	0.00	0.00	92,795.74
23-R&B #3, Logic	687,263.43	17.39	0.00	-175,000.00	512,280.82
<b>23-R&amp;B #3 Fund Totals:</b>	<b>852,910.25</b>	<b>35,124.06</b>	<b>-123,663.94</b>	<b>0.00</b>	<b>764,370.37</b>
<b>24-R&amp;B #4</b>	5,280.34	35,103.88	-285,790.40	380,000.00	<b>134,593.82</b>
24-R&B #4, TexPool Invest	52,883.75	1.53	0.00	0.00	52,885.28
24-R&B #4, Logic	712,488.75	15.54	0.00	-380,000.00	332,504.29
<b>24-R&amp;B #4 Fund Totals:</b>	<b>770,652.84</b>	<b>35,120.95</b>	<b>-285,790.40</b>	<b>0.00</b>	<b>519,983.39</b>
<b>25-Health Private</b>	2,742.48	1,253.00	-3,361.71		<b>633.77</b>
<b>26-State Health Services</b>	-69,543.39	69,013.94	-49,035.15		<b>-49,564.60</b>
<b>27-Hunt County Grants</b>	25,868.83	414.76	-12,760.62		<b>13,522.97</b>
<b>41-American Rescue Plan Funds</b>	8,575,364.50	0.00	0.00		<b>8,575,364.50</b>
<b>44-Road Bonds</b>	0.00	0.00	-319,756.86	319,756.86	<b>0.00</b>
44-Road Bonds, Logic	7,413,310.42	223.03	0.00	-319,756.86	7,093,776.59
<b>44-Road Bond Totals:</b>	<b>7,413,310.42</b>	<b>223.03</b>	<b>-319,756.86</b>	<b>0.00</b>	<b>7,093,776.59</b>
<b>45-Capital Improvement</b>	-14,338.11	0.00	-79,330.04	93,668.15	<b>0.00</b>
45-Capital Improvement Logic	4,025,586.87	121.67	0.00	-93,668.15	3,932,040.39
45-Capital Improvement TxPool	3,334,160.68	100.18	0.00	0.00	3,334,260.86
<b>45-Capital Improvement Totals:</b>	<b>7,345,409.44</b>	<b>221.85</b>	<b>-79,330.04</b>	<b>0.00</b>	<b>7,266,301.25</b>
<b>61-Right of Way Fund</b>	13,165.62	0.00	0.00		<b>13,165.62</b>
61-Right of Way Fund TxPool	9,569.13	0.31	0.00		9,569.44
<b>61-Right of Way Fund Totals</b>	<b>22,734.75</b>	<b>0.31</b>			<b>22,735.06</b>

**Hunt County Treasurer  
Monthly Report  
October 2021**

Hunt County Funds	Beginning Balance	Money Received	Money Disbursed	Transfer In/Out Investment	Month End Balance
68-JP, DDC Fee Fund	125,381.58	238.69	-205.89		125,414.38
70-Voter Admin 19	0.00	0.00	0.00		0.00
71-DC Records Management	29,804.05	223.29	0.00		30,027.34
72-HAVA/CARES Grant	0.00	0.00	0.00		0.00
74-Elections Special	108,364.53	0.00	0.00		108,364.53
75-CA-DWI	15,071.23	0.00	0.00		15,071.23
77-PreTrial Intervention	82,375.13	0.00	-1,288.41		81,086.72
81-CC Rec Mgt Preservation	836,760.63	24,461.14	-3,045.70		858,176.07
82-Courthouse Security	154,453.38	3,387.39	-5,654.67		152,186.10
83-Justice Court Sec.	60,719.45	193.18	-102.99		60,809.64
84-District Clerk Archive	68,866.05	427.56	0.00		69,293.61
85-Co & District Court Techn	16,731.10	142.27	-2.27		16,871.10
86-County Record Preservation	106,992.51	576.56	0.00		107,569.07
87-Justice Court Technology	34,932.50	643.77	-725.95		34,850.32
88-County Clerk Archive	568,547.31	22,940.00	0.00		591,487.31
89-County Record Mgt Preserve	106,071.75	3,724.08	0.00		109,795.83
91-LEOSE	62,919.97	0.00	-2,280.00		60,639.97
95-Juv Prob. Local Funds	520,296.00	455,421.58	-47,680.88		928,036.70
96-Juv Prob Grant Funds	54,890.57	108,907.90	-66,349.21		97,449.26
<hr/>					
50-Debt Service (I&S)	197,575.53	3,481.87	-4,030.00	0.00	197,027.40
50-Debt Service TexPool Inv	151,626.55	4.58	0.00	0.00	151,631.13
50-Debt Service Fund Totals:	<b>349,202.08</b>	<b>3,486.45</b>	<b>-4,030.00</b>	<b>0.00</b>	<b>348,658.53</b>
<hr/>					
<b>Total of Funds:</b>	<b>42,179,559.79</b>	<b>1,926,101.03</b>	<b>-5,419,891.59</b>	<b>0.00</b>	<b>54,621,103.13</b>

**Hunt County Treasurer  
Monthly Report  
October 2021**

**HUNT COUNTY DEBT**

	<b>Mo. Beginning</b>	<b>Payment</b>	<b>Balance Due</b>
Reserve St Comptroller I	\$736,419.31	-\$1,888.23	<b>\$734,531.08</b>
Reserve St Comptroller II	\$35,510.82	-\$2,960.00	<b>\$32,550.82</b>
Reserve St Comptroller III	\$190,356.35	\$0.00	<b>\$190,356.35</b>
2015 Tax Notes	\$635,000.00	\$0.00	<b>\$635,000.00</b>
2017 Road Bonds Payable	\$5,475,000.00	\$0.00	<b>\$5,475,000.00</b>
2021 Road Bonds Payable	\$5,745,000.00	\$0.00	<b>\$5,745,000.00</b>
Bond Premium Payable	-\$28,955.16	\$0.00	<b>-\$28,955.16</b>
2017 Road Bond Premium	\$289,750.00	\$0.00	<b>\$289,750.00</b>
2021 Road Bond Premium	\$330,337.50	\$0.00	<b>\$330,337.50</b>
Liability Comp Absence	\$482,062.00	\$0.00	<b>\$482,062.00</b>
R&B 2 M/G BCI Capital	\$81,018.79	-\$5,720.59	<b>\$75,298.20</b>
R&B 4 Loaders BCI Capital	\$82,225.62	-\$5,805.80	<b>\$76,419.82</b>
SRC Dump Trk Bancorp Finance	\$251,091.75	-\$4,885.35	<b>\$246,206.40</b>
SRC Excavator CAT Financial	\$207,071.71	-\$5,182.55	<b>\$201,889.16</b>
OPEB Pension Liability	\$11,033,948.00	\$0.00	<b>\$11,033,948.00</b>
GASB 68 Pension Liability	\$8,323,051.00	\$0.00	<b>\$8,323,051.00</b>
Def. Resource Inflow Pensn	\$463,124.00	\$0.00	<b>\$463,124.00</b>
Def. Inflow Resources-OPEB	\$1,213,403.00	\$0.00	<b>\$1,213,403.00</b>
<b>Totals:</b>	<b>\$35,545,414.69</b>	<b>-\$26,442.52</b>	<b>\$35,518,972.17</b>



Invested Funds  
October 2021

GENERAL Fund	Rate	Month Balance	
Logic	0.0359%	15,301,879.92	74.90%
Texpool	0.0354%	1,099,667.16	5.38%
Texstar	0.0100%	2,877,011.67	14.08%
Inwood Ntl CD 8263 - Maturity Date 10/10/21	0.6000%	605,409.66	2.96%
Inwood Ntl CD 6260 - Maturity Date 04/13/22	0.6000%	545,055.25	2.67%
<b>TOTAL:</b>		<b>20,429,023.66</b>	<b>100.00%</b>

Road & Bridge 1	Rate	Month Balance	
Logic	0.0359%	701,916.02	93.19%
Texpool	0.0354%	51,275.09	6.81%
<b>TOTAL:</b>		<b>753,191.11</b>	<b>100.00%</b>

Road & Bridge 2	Rate	Month Balance	
Logic	0.0359%	417,605.63	89.07%
Texpool	0.0354%	51,268.03	10.93%
<b>TOTAL:</b>		<b>468,873.66</b>	<b>100.00%</b>

Road & Bridge 3	Rate	Month Balance	
Logic	0.0359%	512,280.82	84.66%
Texpool	0.0354%	92,795.74	15.34%
<b>TOTAL:</b>		<b>605,076.56</b>	<b>100.00%</b>

Road & Bridge 4	Rate	Month Balance	
Logic	0.0359%	332,504.29	86.28%
Texpool	0.0354%	52,885.28	13.72%
<b>TOTAL:</b>		<b>385,389.57</b>	<b>100.00%</b>

Capital Improvement	Rate	Month Balance	
Logic	0.0359%	3,932,040.39	54.11%
Texpool	0.0354%	3,334,260.86	45.89%
<b>TOTAL:</b>		<b>7,266,301.25</b>	<b>100.00%</b>

(Also at 100% each as stated below)

Logic: Road Bonds	7,093,776.59
TexPool: Right of Way	9,569.44
TexPool: Debt Service I&S	151,631.13

**Total Investments:** **\$37,162,832.97**